

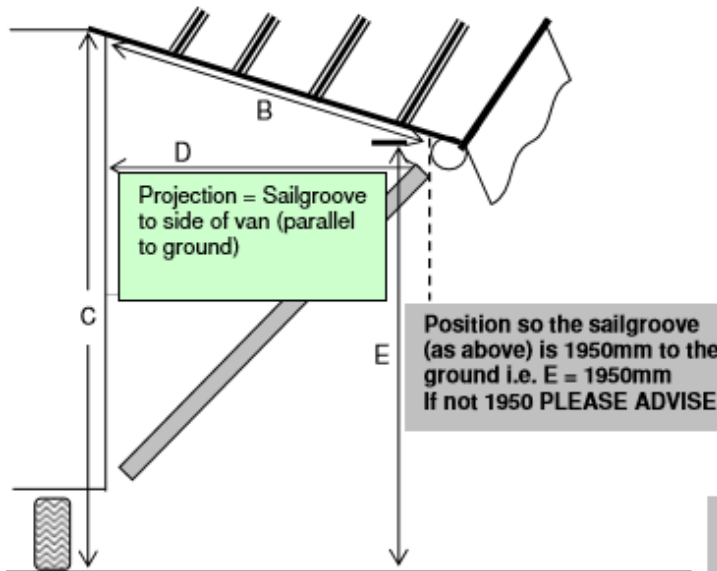
Measure Date:	Standard Wall Layout <input type="checkbox"/>	Custom Wall Layout <input type="checkbox"/>
Date Required:	Colour:	(Attach Details)

Customer Details & Gas Regulations Check:

Customer Name:	Customer confirms there are no gas appliances fluing into the annexe <input type="checkbox"/>
Address:	
State:	Postcode:
Phone:	Email:
Signed: _____ Date: _____	

Caravan / Pop Top Details:

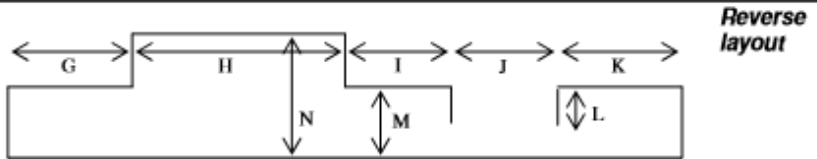
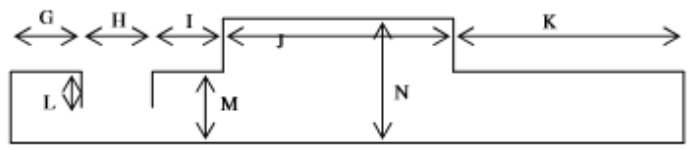
RV: BRAND _____	MODEL _____	PT <input type="checkbox"/>	FV <input type="checkbox"/>	SIZE: _____
AWNING: SUNBURST CLASSIC <input type="checkbox"/> ECLIPSE <input type="checkbox"/> COLEMAN FAULKNER <input type="checkbox"/> CAREFREE FIESTA <input type="checkbox"/> ELECTROLUX 8300 <input type="checkbox"/> 8500 <input type="checkbox"/> OTHER <input type="checkbox"/> _____				
AWNING LENGTH:(CENTRE OF ARM TO CENTRE OF ARM) _____ Ft				
SPLINE SIZE ROLLER 4MM <input type="checkbox"/> 6MM <input type="checkbox"/> AWNING FABRIC COLOUR _____				
SAILTRACK FOR WALLS FITTED? YES <input type="checkbox"/> NO <input type="checkbox"/> IF NO, LENGTHS(IF REQUIRED) FRONT END _____ BACK END _____				



WALL CANVAS COLOUR:	
<i>Spline/Sailgroove in roller for pullstrap/longside wall, to be as close as possible to 3 o'clock/9 o'clock</i>	
A Awning Fabric Length at Roller	A
B Blind Length Vinyl fabric length from side of van surround to roller sailgroove	B
C Back wall height fabric/sailtrack to ground length over axle	C
D Wall Projection-from sidewall of van to roller sailgroove	D
E [Long side wall] height sailgroove to ground Set at 1950 (if not 1950 advise new height)	E

NB: WITH AWNING ERECTED TO ABOVE MEASUREMENTS ENSURE DOOR TO RV IS FREE TO OPEN & THERE IS SUFFICIENT SLOPE FOR WATER TO RUN OFF. IF NOT ADJUST TO ALLOW SO.

Delete/select ONE windskirt layout



POPTOP

1. _____
 2. _____
 3. _____

G	L	
H	M	
I	N	
J	STEP STYLE:	
K	PULL DOWN	
TOTAL	SOLID	

NB: WINDSKIRT MEASUREMENTS SHOULD ADD UP TO NOMINATED AWNING LENGTH LESS 1'(300MM) IE: MEASURED 6" IN FROM THE CENTER OF EACH FRAMESET ARM. NB: WINDSKIRT CAN BE LENGTHENED IF NEEDED TO ALLOW END WALL TO PASS AROUND WINDOW FRAMES ETC.

CHECK FITTING SETTINGS

ARMS
 ROLLER
 SKIRT
 WALLS